PART NO: QC-SPP24-ABL-C6



Feature

Snap-in type STP patch panel provides you with a flexible modular solution. 19" rack-mount with rear cable management enables you to efficiently organize the bigger O.D. Cat.6E bulk cables. Die-Cast housing of each module optimizes the compliance of Cat.6E / Class EA alien crosstalk requirement. Patented PCB design & physical mechanism provides excellent works in easing the internal magnetic coupling up to bandwidth 500MHz. Supports interoperable 10G BASE-T application. Press-Fit tech. is applied for production, no solder, no lead, purely RoHS. LANshack's Solution for STP – we pledge to offer extreme speed Ethernet!

Application

Cat.6e Component Rated Performance
Die-Cast Housing, effective protection from EMI and Alien crosstalk
Press-Fit Module, Without Solder, RoHS Compliant
Pair to Pair Separation
Accepts 110 punch down tool.
Rear cable management tray with fixing clips allow you to neatly route your bulk SFTP or FFTP cable.

Physical Specification

Panel: SPCC black powder coat finish
Die-Cast housing: Zinc Alloys
Bracket: Stainless steel
Spring wire: Phosphor Bronze temper wire, φ=0.45mm, 50u" Gold over 100u" Nickel undercoat
IDC housing: Polycarbonate resin high-impact UL94V-0 thermoplastic
IDC contact: Phosphor Bronze , t=0.4mm, 200u" Tin over 50u" Nickel undercoat
Mating: 750 mating cycles with FCC compliant RJ-45 plug
Wire accommodation: accommodates 22~24 solid cable for 200 times termination
Operating temperature: -10~60°C
Operating humidity: 10%~90%RH
Storage Temperature : -40°C to 68°C

Electrical Specification

Insulation resistance: 500MΩ
Current rating: 1.5Amps
Contact resistance: 20mΩ
Dielectric withstanding voltage: 1000V AC
DC resistance: 0.1Ω

Standard Verification

TIA/EIA-568-B.2-10
FCC part 68, Subpart F
Amendment 1 to ISO/IEC 11801, 2nd Ed.
UL 1863

Mechanical Drawing

(Unit:mm)

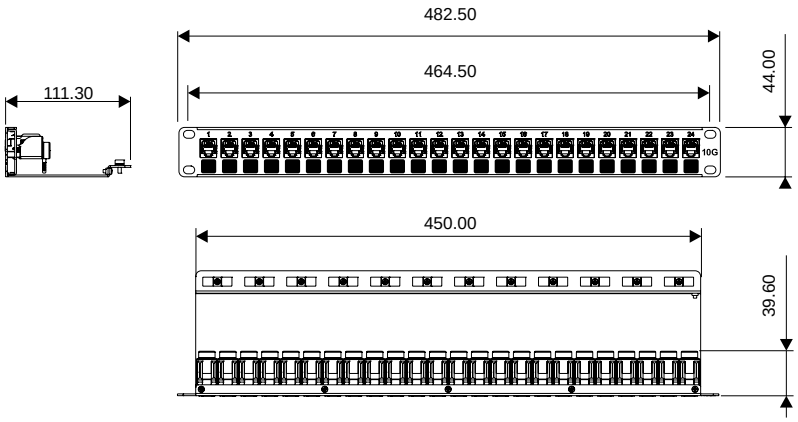

Installation Manual

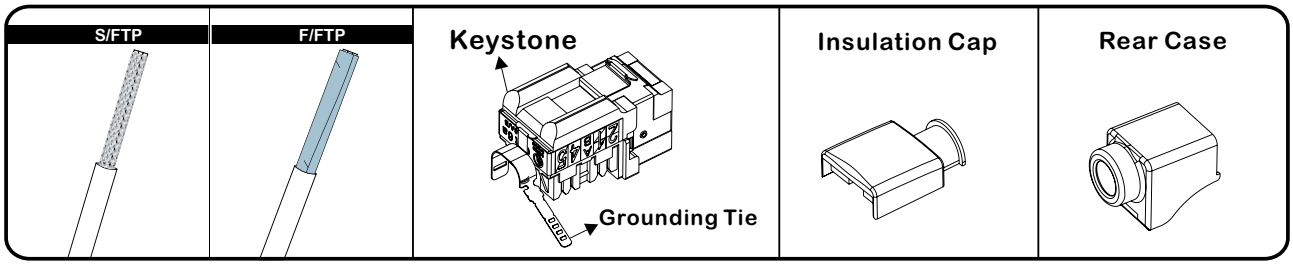

1

S/FTP	F/FTP

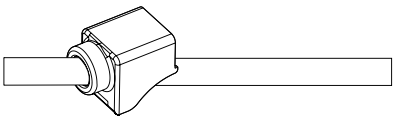

Push the rear case on the cable end to be terminated

Remove approx. 5cm of the cable sheath.

Roll the exposed braid back along the cable sheath.

Roll the exposed foil over along the cable sheath.

Where a foil screen of each pair is present remove approx. 2mm of the exposed length.

Separate the conductors.

Wrap the drain wire at least twice around the foil. Separate the conductors.

2

Use a 110 impact tool to punch down each colour coded wire into the matching colour coded IDC position.

note: set the tool to “low impact”.

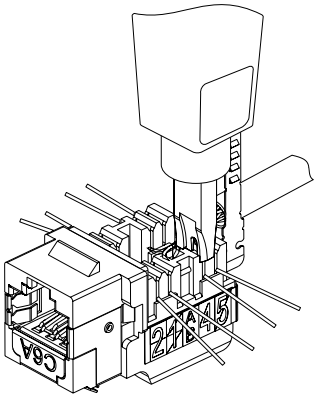

3

Place the insulation cap over the terminated conductors.

S/FTP	F/FTP

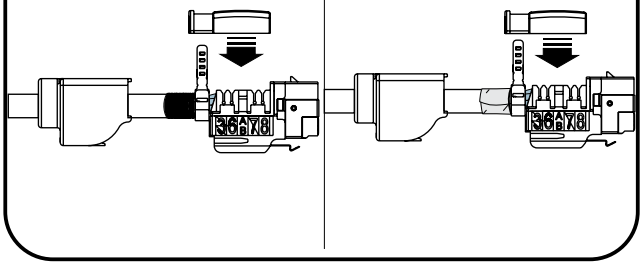

4

Tighten the grounding tie around the braid(S/FTP) or foil w/drain wire(F/FTP).

S/FTP	F/FTP

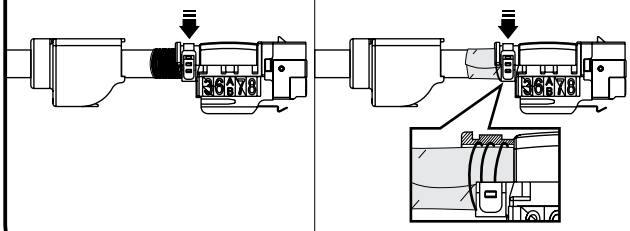

5

Push the rear case forward until it clicks into position over the terminated keystone.

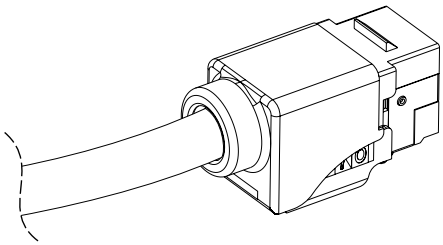

6

Snap the terminated module into the blank panel.

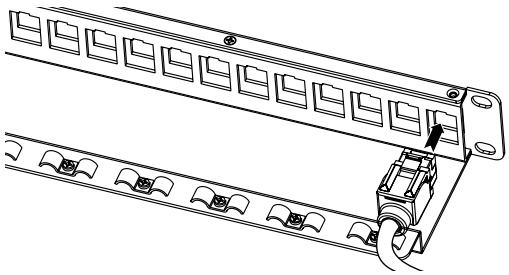

7

Fasten the butterfly clip to organize the bulk cables.

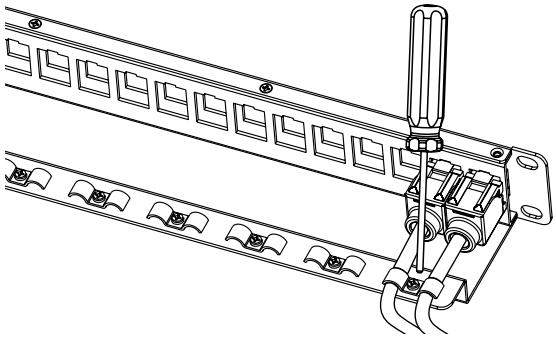

8

Repeat Step 6 and 7 to complete the installation.

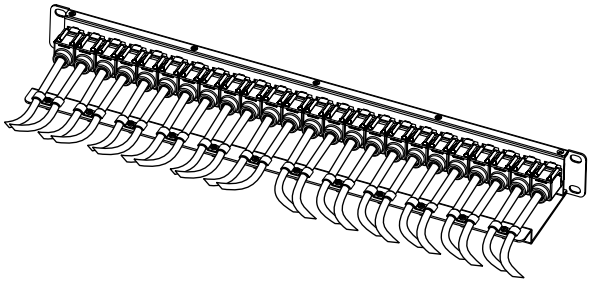

9

Fix the grounding lug into the grounding bond in your cabinet.

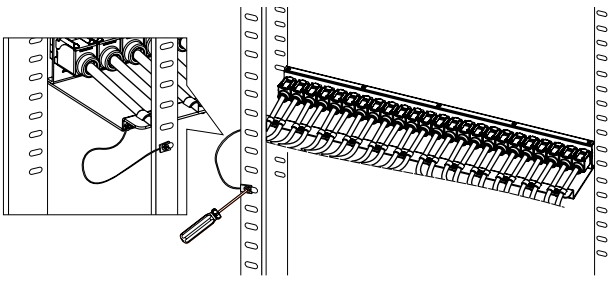

Transmission Performance Test Report

Test Report No.: 3154740CRT-004a Date: December 19, 2008

EQUIPMENT LIST:

The following equipment was employed in conducting the tests.

Equipment Used	Model Number	Serial Number	Calibration Date
Hewlett Packard Automatic Cable Test System	HP46152A	3903U01003	03/06/2008

SAMPLE DESCRIPTION:

(4 Connectors channel, bundled in a 6 around 1 configuration)

Component I	Description
1, 3, 7, 9	Cat. 6A STP Cord
2	Cat. 6A STP Keystone Jack
4	Cat. 6A STP Keystone Jack
5	Cat. 6A SSTP Horizontal Cable
6	Cat. 6A STP Patch Panel
8	Cat. 6A STP Patch Panel

The samples were received on December 3, 2008 and were in good condition. All samples were selected by an Intertek representative.

CONCLUSION:

The channel configuration, as previously described and selected by an Intertek representative, was tested in accordance with the standard listed herein, and did comply with the indicated applicable transmission requirements. The testing was performed at Intertek located in Cortland, New York.

These procedures and requirements were taken from the standards referred to on page 1.

Reviewed and Approved By:

Antoine Pelletier
Engineer
Global Cabling Products Testing

John Cash
Technician
Global Cabling Products Testing

Kathy Heath
Project Coordinator
Global Cabling Products Testing

Internal Test Results

Attenuation (Near End)

Client	LANShack.com	Project No	3154740CRT-004a
Specification	TIA 568B2-10 - Augmented Cat 6 (Channel)		
Part No	SSTP-4231-C6A	Length(m)	100.
Test Started	12/16/2008 6:12:15 PM	Temperature	20 °C
Description	4 connectors shielded channel with patch panel		A
Operator Name	John Cash	Test Status	Complies

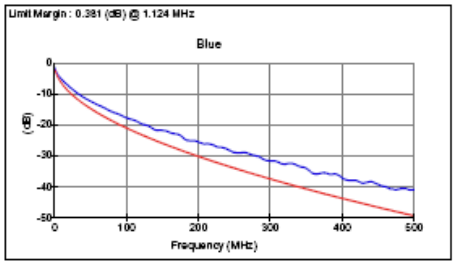

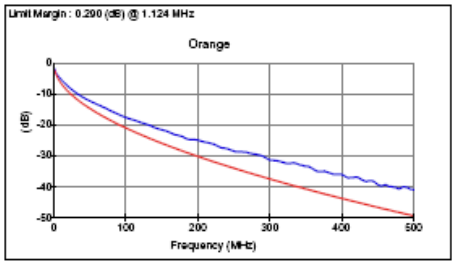

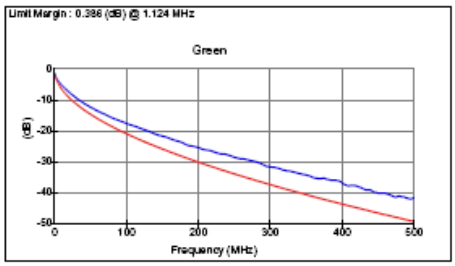

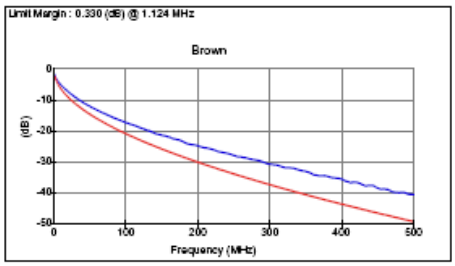

Attenuation (Far End)

Client	LANShack.com	Project No	3154740CRT-004a
Specification	TIA 568B2-10 - Augmented Cat 6 (Channel)		
Part No	SSTP-4231-C6A	Length(m)	100.
Test Started	12/16/2008 6:12:15 PM	Temperature	20 °C
Description	4 connectors shielded channel with patch panel		A
Operator Name	John Cash	Test Status	Complies

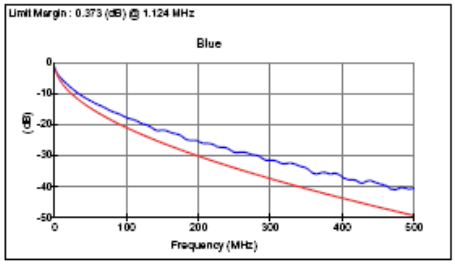

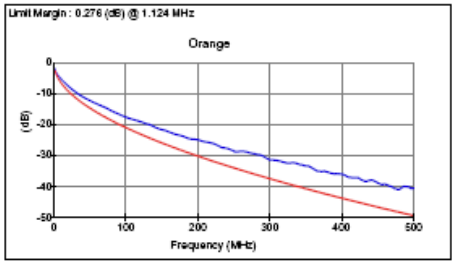

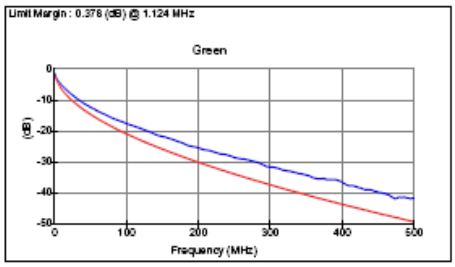

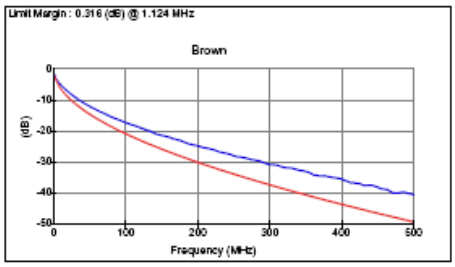

Internal Test Results

Near End Cross Talk (Near End)

Client	LANShack.com	Project No	3154740CRT-004a
Specification	TIA 568B2-10 - Augmented Cat 6 (Channel)		
Part No	SSTP-4Z31-06A	Length(m)	100
Test Started	12/16/2008 6:12:15 PM	Temperature	20 °C
Description	4 connectors shielded channel w[illegible]		A
Operator Name	John Cash	Test Status	[illegible]

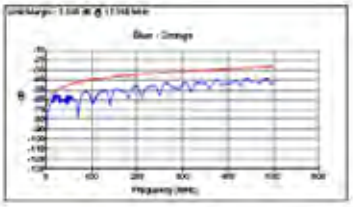
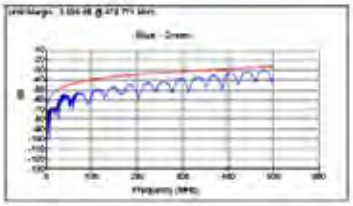
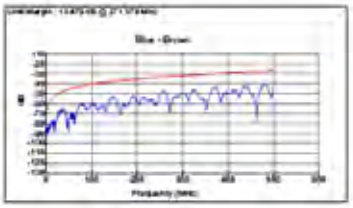
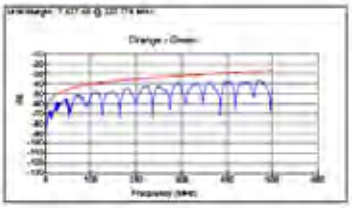
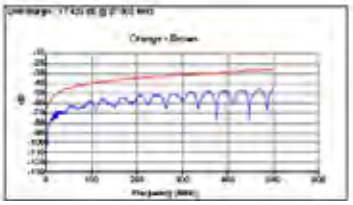
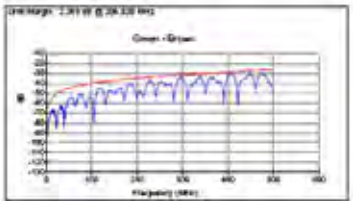

Near End Cross Talk (Far End)

Client	LANShack.com	Project No	3154740CRT-004a
Specification	TIA 568B2-10 - Augmented Cat 6 (Channel)		
Part No	SSTP-4Z31-06A	Length(m)	100
Test Started	12/16/2008 6:12:15 PM	Temperature	20 °C
Description	4 connectors shielded channel w[illegible]		A
Operator Name	John Cash	Test Status	[illegible]

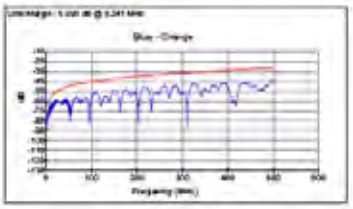

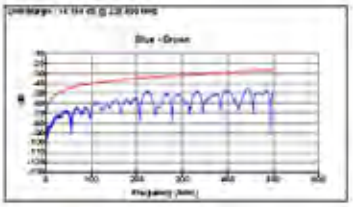
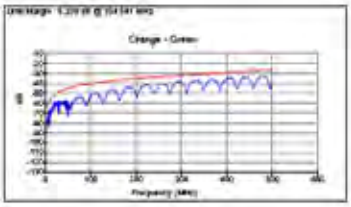
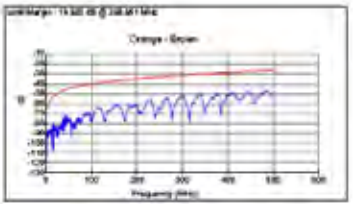
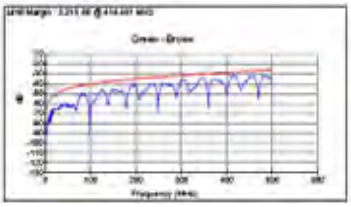

Internal Test Results

Power Sum NEXT (Near End)

Client	LANShack.com	Project No	3154740CRT-004a
Specification	TIA 568B2-10 - Augmented Cat 6 (Channel)		
Part No	SSTP-4231-C6A	Length(m)	100.
Test Started	12/16/2008 6:12:15 PM	Temperature	20 °C
Description	4 connectors shielded channel with patch panel		A
Operator Name	John Cash	Test Status	Complies

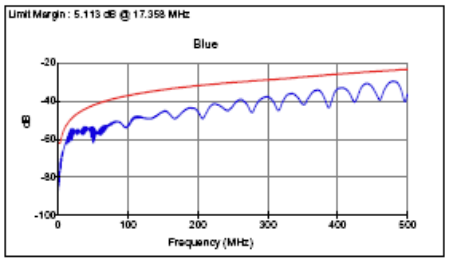

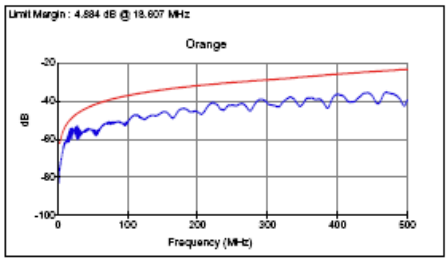

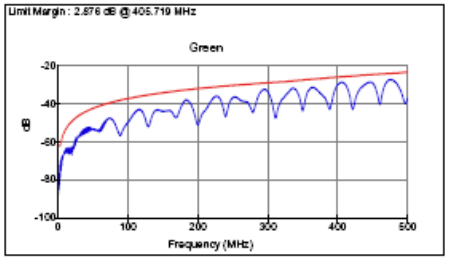

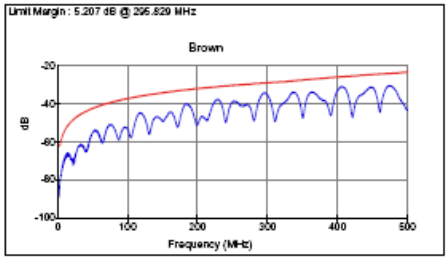

Power Sum NEXT (Far End)

Client	LANShack.com	Project No	3154740CRT-004a
Specification	TIA 568B2-10 - Augmented Cat 6 (Channel)		
Part No	SSTP-4231-C6A	Length(m)	100.
Test Started	12/16/2008 6:12:15 PM	Temperature	20 °C
Description	4 connectors shielded channel with patch panel		A
Operator Name	John Cash	Test Status	Complies

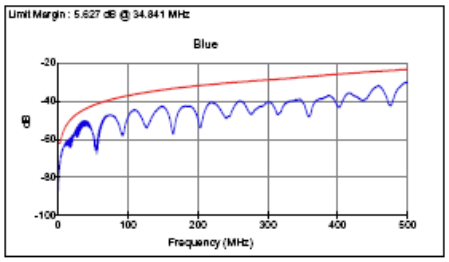

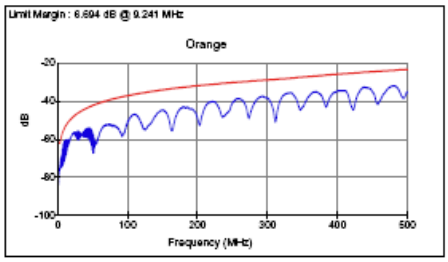

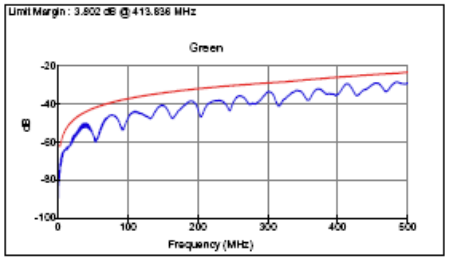

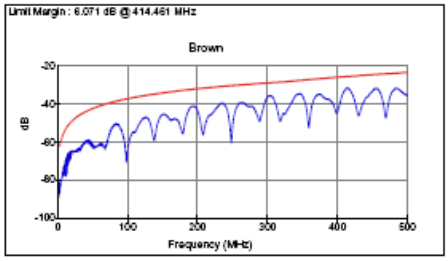

Internal Test Results

ELFEXT/ACRF (Near End)

Client	LANShack.com	Project No	3154740CRT-004a
Specification	TIA 568B2-10 - Augmented Cat 6 (Channel)		
Part No	SSTP-4231-C6A	Length(m)	100
Test Started	12/16/2008 6:12:15 PM	Temperature	20 °C
Description	4 connectors shielded channel with patch panel		A
Operator Name	John Cash	Test Status	Complete

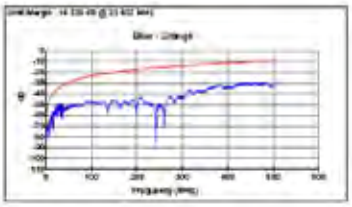
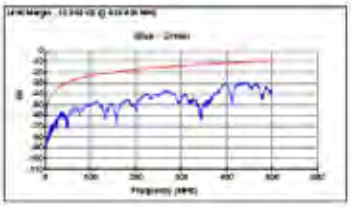
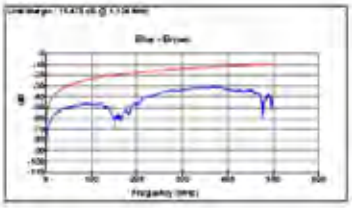
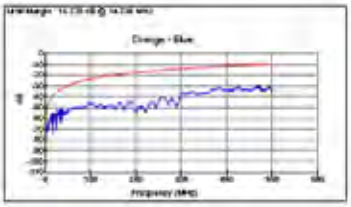
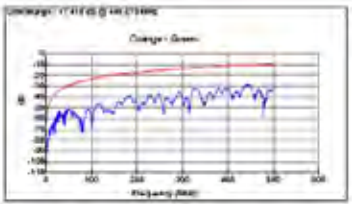
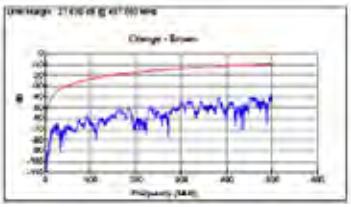

ELFEXT/ACRF (Near End)

Client	LANShack.com	Project No	3154740CRT-004a
Specification	TIA 568B2-10 - Augmented Cat 6 (Channel)		
Part No	SSTP-4231-C6A	Length(m)	100
Test Started	12/16/2008 6:12:15 PM	Temperature	20 °C
Description	4 connectors shielded channel with patch panel		A
Operator Name	John Cash	Test Status	Complete




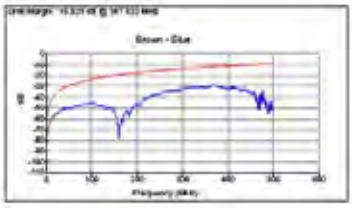
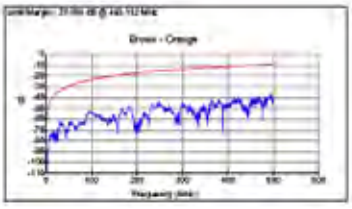
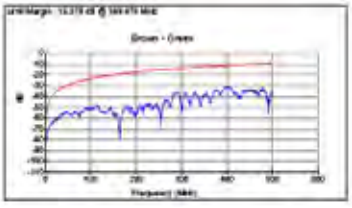

Internal Test Results

Return Loss (Near End)

Client	LANShack.com	Project No	3154740CRT-004a
Specification	TIA 568B2-10 - Augmented Cat 6 (Channel)		
Part No	SSTP-4231-C6A	Length(m)	100.
Test Started	12/16/2008 6:12:15 PM	Temperature	20 °C
Description	4 connectors shielded channel with patch panel		A
Operator Name	John Cash	Test Status	Complies

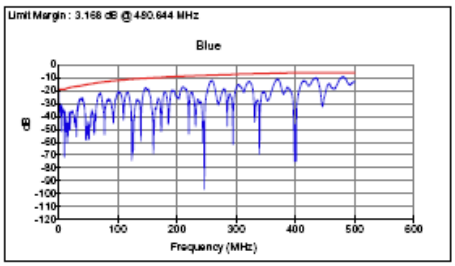

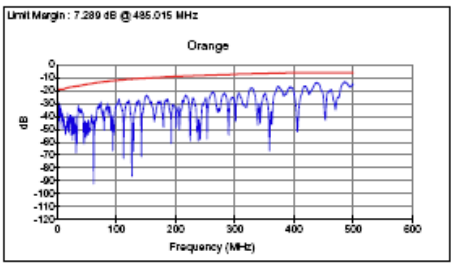

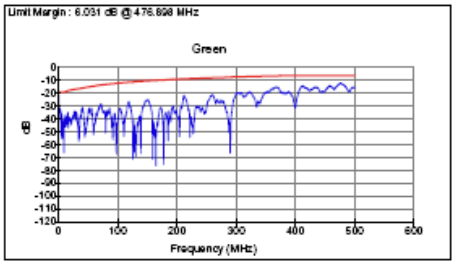

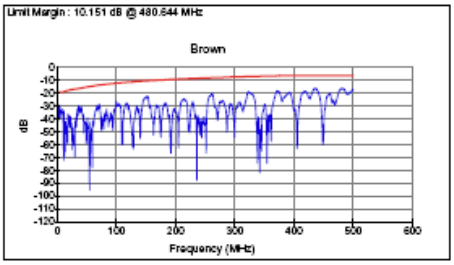

Return Loss (Far End)

Client	LANShack.com	Project No	3154740CRT-004a
Specification	TIA 568B2-10 - Augmented Cat 6 (Channel)		
Part No	SSTP-4231-C6A	Length(m)	100.
Test Started	12/16/2008 6:12:15 PM	Temperature	20 °C
Description	4 connectors shielded channel with patch panel		A
Operator Name	John Cash	Test Status	Complies

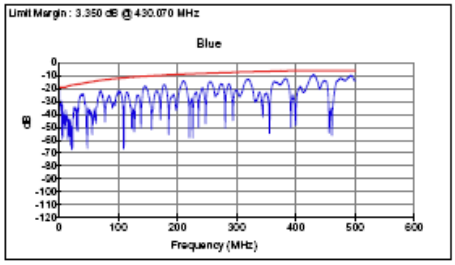

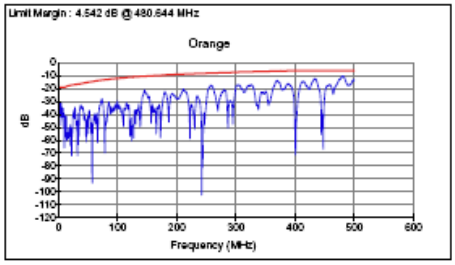

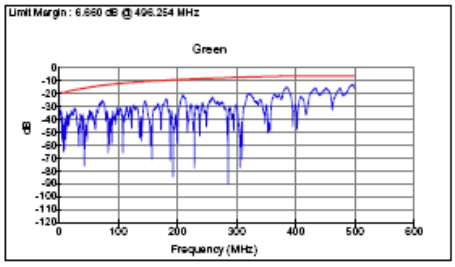

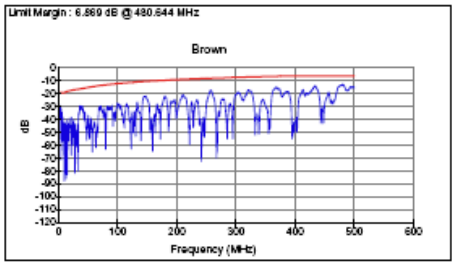

External(Alien) Test Results

ANEXT (PowerSum) Near

Client	LANShack.com	Project No	3154740CRT-004a
Specification	TIA 568B2-10 - Augmented Cat 6 (Channel)		
Part No	SSTP-4231-C6A	Length(m)	100
Test Started	12/16/2008 9:43:08 PM	Temperature	20 °C
Description	4 connectors shielded channel w[illegible]		B
Operator Name	Development	Test Status	[illegible]

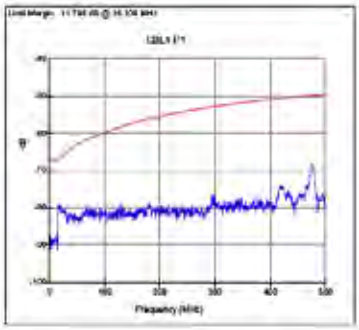
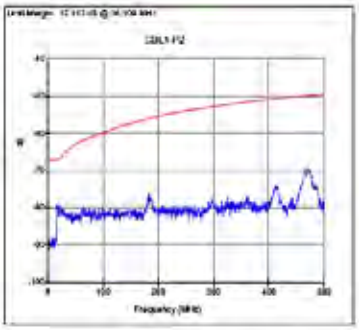
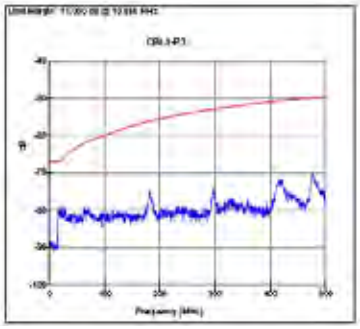
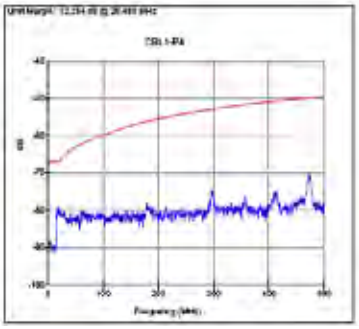

ANEXT (PowerSum) Far

Client	LANShack.com	Project No	3154740CRT-004a
Specification	TIA 568B2-10 - Augmented Cat 6 (Channel)		
Part No	SSTP-4231-C6A	Length(m)	100
Test Started	12/16/2008 9:43:08 PM	Temperature	20 °C
Description	4 connectors shielded channel w[illegible]		B
Operator Name	Development	Test Status	[illegible]

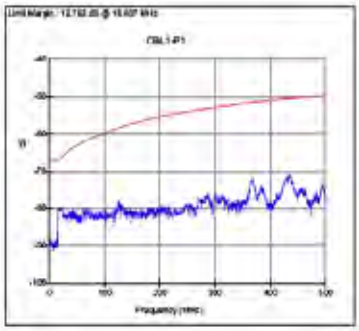
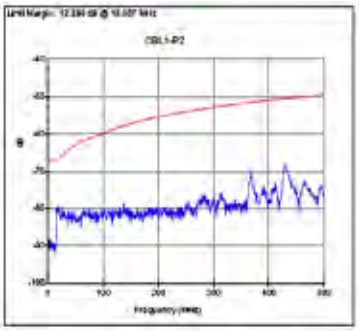
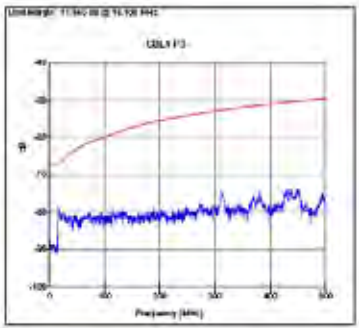
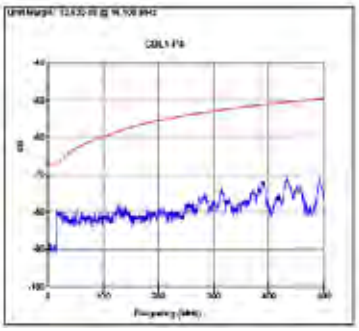

External(Alien) Test Results



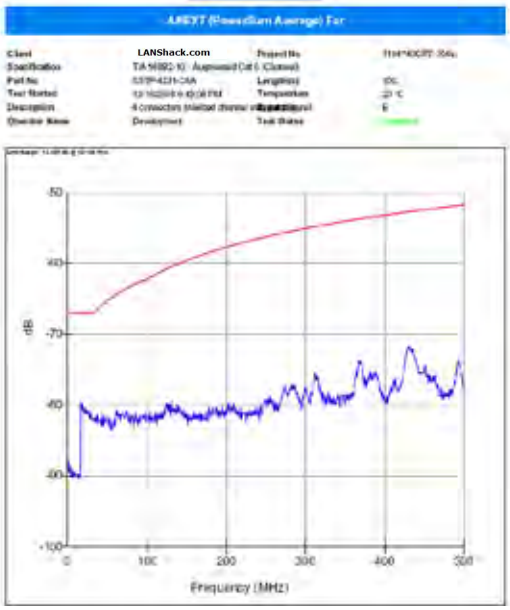



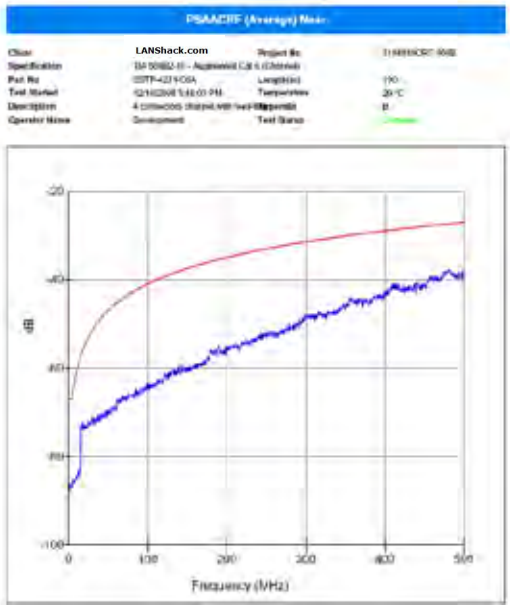

Typical Leading 10G Channel Performance

Frequency (Mhz)	NEXT (dB)	IL (dB)	PSNEXT (dB)	ELFEXT (dB)	PSELFEXT (dB)	PSANEXT (dB)	PSAELFEXT (dB)	RL (dB)
1	81.9	2.2	78.5	83.9	78.4	No significant ANEXT	No significant AFEXT	25.8
4	84.9	4.0	82.7	70.6	68.4			34.6
8	78.0	5.4	75.3	65.2	64.0			30.5
10	81.1	5.9	79.1	63.9	61.9			28.9
16	77.5	7.4	79.6	60.3	58.9			30.0
20	73.8	8.3	76.4	58.7	57.6			34.3
25	77.0	9.1	73.7	56.8	56.5			36.9
31.25	66.6	10.4	67.5	56.2	55.2			31.0
62.5	61.7	14.9	60.7	65.6	51.5			29.7
100	47.6	18.9	53.3	50.1	47.0			28.7
200	43.4	26.7	42.8	37.8	37.5			26.8
250	41.4	30.3	42.4	33.7	36.1			22.7
300	38.7	33.1	37.5	34.0	31.0			24.1
400	33.9	38.7	32.2	34.5	28.9			21.1
500	30.3	44.7	29.0	22.7	19.8			24.4

Performance compliant with TIA-568B.2-10

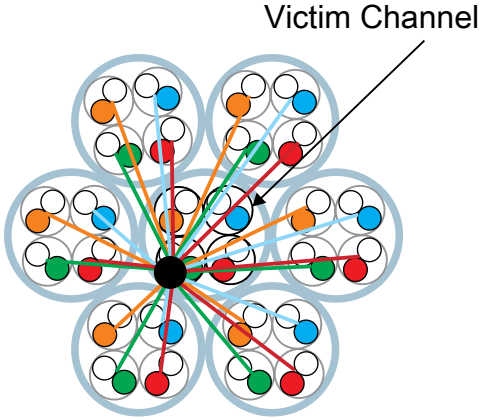

www.LANshack.com

Distributed & Sold by
LANshack.com
Toll Free: 1.888.568.1230