

IDPAL™

**LABELING
TOOL**

www.bradyidpal.com

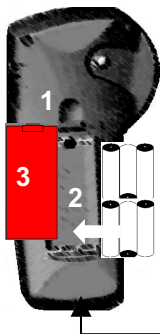


Instructions

PRODUCT REGISTRATION

Register on-line at www.bradyidpal.com for FREE impact guards and to extend your warranty from six months to one full year.

POWER



Batteries

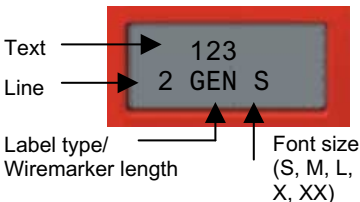
1. Open battery compartment.
2. Insert six AA alkaline batteries.
3. Close battery compartment.

-or-

A/C Power

Plug in *optional* A/C Power Supply.

DISPLAY



CREATE LABELS

1. Press



2. *Press



General, Banner,
or Wire/Length
(0.75", 1.0", 1.2",
1.5", 2.0", 2.5", 3.0",
4.0", 5.0", 6.0")

*Use multiple
presses to scroll
through selections.
FUNCTION + key
scrolls backwards.



3. *Press



7 pt (S) 10 pt (M), 14 pt (L),
20 pt (X), 28 pt (XX)

4. Enter Text

Max. Printable Lines=

General & Wire: 4 Lines

Banner: 2 Lines

5. Press

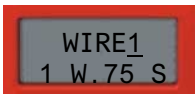


Locking Lever must be
locked to print. See
Change Label Cartridge.

6. Cut Label—slide cut lever up

SERIALIZATION

1. Use arrows ◀ ▶ to place cursor under serial character.
2. Press **SERIAL** for each consecutive serialization.



To produce multiple copies of the same legend, press **PRINT** before **SERIAL** .

CHANGE LABEL CARTRIDGE



1. Unlock Lever
2. Push Release Button (on back)
3. Remove Old Cartridge
4. Insert New Cartridge
5. Lock Lever




KEYPAD

FUNCTION	PRESS
Uppercase	FUNCTION + ▲
Lowercase	FUNCTION + ▼
New Line	ENTER
Space	SPACE
Font Size	FONT SIZE
Delete Character	CLEAR DELETE
Clear Legend	FUNCTION + CLEAR DELETE
Feed	FUNCTION + 1 FEED





SYMBOLS

Press **FUNCTION** + Character

CHAR	SYMB	CHAR	SYMB	CHAR	SYMB
A	!	K	'	U	~
B	@	L	.	V	²
C	#	M	"	W	φ
D	\$	N	/	X	≡
E	%	O	\	4	ℓ
F	&	P	°	5	ℓ ^F
G	*	Q	—	6	ℓ ^D
H	(R	±	7	-
I)	S	'	8	+
J	:	T	Ω	9	=

Prints as 

LABEL CARTRIDGE SELECTION CHART

✓ Application	Material / Color	Label Width			Roll Length
		3/8" / 9mm	1/2" / 12mm	3/4" / 19mm	
	Nylon Cloth B499 / Black on white	PAL-375-499†	PAL-500-499†	PAL-750-499†	19' / 5.8m
	Vinyl B439 / Black on white*	PAL-375-439†	PAL-500-439†	PAL-750-439†	21' / 6.4m
	Polyester B430 / Black on clear	PAL-375-430†	PAL-500-430†	PAL-750-430†	21' / 6.4m
	Polyester B423 / Black on white	PAL-375-423†	PAL-500-423†	PAL-750-423†	21' / 6.4m

*Available in other colors

†Catalog Number

✓ APPLICATION KEY

 Smooth/Flat Surface

 Wire/Cable/Curved Surface

 Textured Surface

 Highly Textured Surface

CLEANING INSTRUCTIONS



1. Remove Label Cartridge.
2. Wipe the printhead and platen roller with a cotton swab saturated with isopropyl alcohol.

Cleaning is recommended after each cartridge.



DISTRIBUTED BY:

LANshack.com

Toll Free: 888-568-1230

E-mail: sales@lanshack.com

IDENTIFICATION SOLUTIONS & SPECIALTY TAPES
P.O. Box 2131 • Milwaukee, Wisconsin 53201-2131 U.S.A.
Phone 1-800-537-8791 • www.bradyidpal.com