

ABA Industry, Inc.

Specification for Approval

Product Part Number

TFP2204Z##

Product Description

- S/FTP, 22AWG solid bare copper, CAT.8, CMP
- Each pair twist with metal foil screen
- With braid wire

Product Features

- High performance of transmission.
- High quality of safety property.
- Sweep frequency up to 2000 MHz.

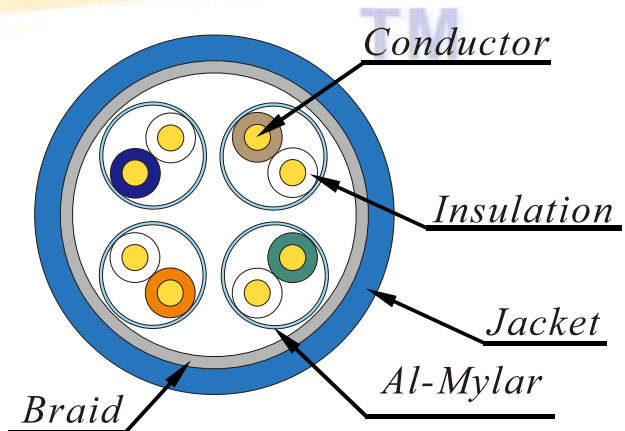
Application

- Transmission of digital and analogue for data, video and audio applications.
- Metal shielded and braided providing good protection from EMI noise.
- Beyond IEEE 802.3an 10GBASE-T and legacy speeds.
- CDDI / ATM / Token Ring
- IEEE 802.3af (PoE) / IEEE 802.3at (PoE+)

Applicable Standard

- Electrical Transmission
 - IEC 61156-9
 - ISO/IEC 11801 (Edition 2.2)
 - ANSI/TIA-568-C.2-1 Draft 3.1
- Flame Test
 - NFPA 262 (CMP)
- Material and Construction
 - UL 444
 - CSA 22.2 NO.214
- EU Directive 2011/65/EU (RoHS2)
- EU Directive 2006/95/EC (LVD)
- CE compliance date: 2010.01.01

Sectional Drawing



All Material According To SS-00259

Establish Date	2015.05.11	Edition	1.0	Revised Date	
----------------	------------	---------	-----	--------------	--

ABA Industry, Inc.

Specification for Approval

Material and Construction

Conductor	Material	22AWG solid bare copper	
Insulation	Material	Fluorinated Ethylene Propylene (FEP)	
	Color code & diameter	Blue & white	1.50 ± 0.02 mm
		Orange & white	1.50 ± 0.02 mm
		Green & white	1.50 ± 0.02 mm
Brown & white		1.50 ± 0.02 mm	
Twisted	Description	Left hand direction	
Pair shield	Material	Al Mylar tape	
	Description	100 % coverage and aluminum side facing out	
Assembly	Description	Left hand direction	
Braid	Material	Tinned copper	
	Description	> 40 % coverage	
Jacket	Material	Low smoke flame retardant polyvinyl chloride (LSFRPVC)	
	Diameter	8.10 ± 0.2 mm	
	Thickness	0.50 ± 0.05 mm	
	Color	Per customer's request	
Marking	ELITE 40GS CAT.8 --- E142890 S/FTP 4PR 22AWG 75°C C(UL)US CMP---TIA-568.C.2-1 mmyy XXXXM		
	Note 1: mmyy is date code.		

Usage & Environmental Condition

Temperature range	Storage & shipping	-20°C to 75°C
	Installation	0°C to 60°C
	Operation	-20°C to 60°C
Minimum bending radius		≥ 4 times of overall diameter
Maximum pulling tension		≤ 110 N

ABA Industry, Inc.

Specification for Approval

Physical & Electrical Characteristics (at 20°C)

Temperature rating	75°C
Spark test	2.5 KV DC
AC leakage current through overall jacket	≤ 10mA (1.5KV AC)
Cable cold bend	-20°C for 4 hr
Conductor DC resistance	≤ 2.4 Ω /30m
Resistance unbalance	≤ 4%
Dielectric strength	1.5 KV ac for 2 s
Insulation resistance	≥ 5000 MΩ · km
Mutual capacitance	not specified
Capacitance unbalance pair-to-ground	≤ 99 pF/30m

Transmission Performance (at 20°C)

Frequency (MHz)	IL	NEXT	PS.NEXT	ACRF	PS.ACRF	RL	Propagation Delay	Delay Skew	PS. ANEXT	PS. AACRF
	Max. dB/30m	Min. dB/30m	Min. dB/30m	Min. dB/30m	Min. dB/30m	Min. dB/30m	Max. ns/30m	Max. ns/30m	Min. dB/30m	Min. dB/30m
1	2.0	75.3	72.3	75.0	75.0	20.0	171	13.5	80.0	80.0
4	2.0	66.3	63.3	67.0	64.0	23.0	166		80.0	80.0
8	2.0	61.8	58.8	60.9	57.9	24.5	164		80.0	80.0
10	2.0	60.3	57.3	59.0	56.0	25.0	163		80.0	80.0
16	2.2	57.2	54.2	54.9	51.9	25.0	163		80.0	78.1
20	2.5	55.8	52.8	53.0	50.0	25.0	162		80.0	76.2
25	2.8	54.3	51.3	51.0	48.0	25.0	162		80.0	74.2
31.25	3.1	52.9	49.9	49.1	46.1	25.0	162		80.0	72.3
62.5	4.4	48.4	45.4	43.1	40.1	23.6	161		80.0	66.3
100	5.6	45.3	42.3	39.0	36.0	22.2	161		80.0	62.2
200	7.9	40.8	37.8	33.0	30.0	20.1	161		80.0	56.2
250	8.9	39.3	36.3	31.0	28.0	19.4	161		80.0	54.2
300	9.8	38.1	35.1	29.5	26.5	18.9	161		80.0	52.7
400	11.4	36.3	33.3	27.0	24.0	18.0	161		78.5	50.2
500	12.8	34.8	31.8	25.0	22.0	17.3	160		77.0	48.2
600	14.1	33.6	30.6	23.4	20.4	16.8	160		75.8	46.6
1000	18.6	30.3	27.3	19.0	16.0	15.2	160	72.5	42.2	
1500	23.2	27.7	24.7	15.5	12.5	14.0	160	69.9	38.7	
2000	27.2	25.8	22.8	13.0	10.0	13.1	160	68.0	36.2	

ABA Industry, Inc.

Specification for Approval

Shipping Information

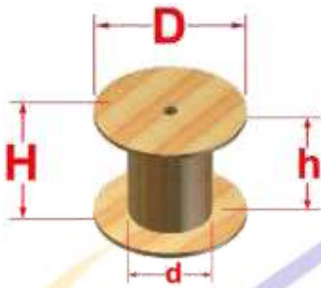
Item	Dimension	Nominal net weight
Cable	305 m	23.08 kg (50.88 lb)
Plywood reel	D440 x d270 x H320 x h290 mm	3.9 kg
Pallet	1150 x1150 x120 mm	14.1 kg

Container type	Capacity of pallet	Pallet of reel	Capacity of plywood reel
20 feet	20	15/15	300
40 feet	40	15/15	600

Shipping could use standard delivery form or per customer's request.


Schematic Drawing of Reel & Package

Fumigated plywood reel.




Schematic Drawing of Package

Each package of pallet delivered with plastic wrap and packing strap.



Lower Pallet



Upper Pallet

AK001 / 210x297 / 1.1

MAKER : *H. C. KUO*

CONFIRM : *C. Y. Chen*

APPROVAL : *W. J. Wang*