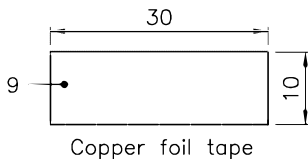
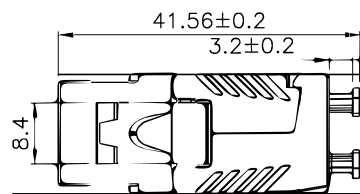
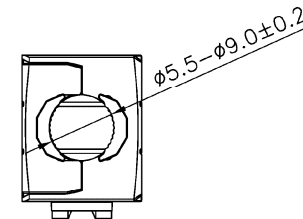
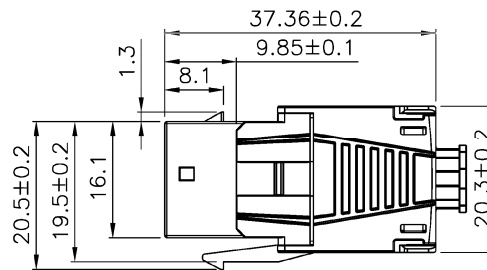
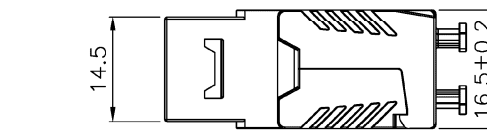
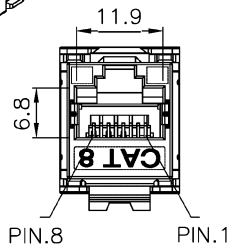


SCALE 1/1



Copper foil tape



Specification :

Material :

1. RJ45 Jack :
  - 1-1. Housing : Zinc die-casting with nickel plated.
  - 1-2. Contact bracket : PC, UL 94-V2, transparent color.
2. RJ45 Jack contact :
  - 2-1. Material : Phosphor bronze with nickel plated.
  - 2-2. Finish : 50 micro-inch gold plated on plug contact area.
3. Cap A&B : Zinc die-casting with nickel plated.
4. IDC :
  - 4-1. Housing : PC+glass fiber, white color, UL 94-V2.
  - 4-2. Terminal : Phosphor bronze with tin plated.
5. Cap : PC+glass fiber, white color, UL 94-V2.
6. Grounding contact : Stainless steel.
7. Grounding contact block : Zinc die-casting with nickel plated.
8. PCB : UL 94V-0.
9. Copper foil tape.

Performance :

- a. T568A & T568B wiring.
- b. Insertion force : 30N max. (IEC 60603-7-5).
- c. Retention strength : 7.7 kg between Jack and Plug.
- d. Operating temperature : -10°C to 60°C. (ISO/IEC TR 11801-9901, ANSI/TIA 568-C.2-1).
- e. Life time :
  - e-1. Jack : 750 cycles min. (ISO/IEC 11801, IEC 60603-7-5).
  - e-2. IDC : Suitable for 22-24AWG stranded and solid wire, min. 20-installation cycles.
- f. The Cat 8 transmission performance is in compliance with the ANSI/TIA 568-C.2-1 standard.

Figure D.2-Panel drawing

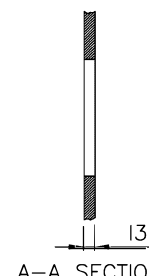
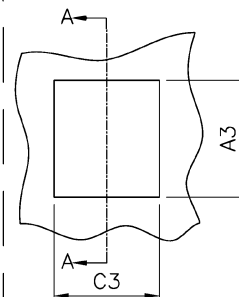


Table D.2-Dimensions

Letter	Maximum mm	Minimum mm
A3	19.61	19.30
C3	15.04	14.78
I3	1.54	1.22

GENERAL TOLERANCE OF DIMENSIONS X.XXX ±0.005 X.XX ±0.05 X.X ±0.1	DRAWING	04.JUL.2017	CHP	 Purchase @ <a href="http://LANshack.com">LANshack.com</a> Contact Sales at 888-568-1230 or Email us at Sales@LANshack.com	
	CHECK	04.JUL.2017	DAY		
	APPROVAL	04.JUL.2017	FRANK		
	SCALE	1/1 (A4)	UNIT	mm	ITEM NO.: CAT8-KSJ-S
			DATE	NAME	DES.: C8 FULL SHIELDED KEYSTONE JACK
					DRAWING NO. AADBG0211700015 KJ58F-C8-FS(SA1)
					DRAWING CLASSIFICATION S SHEET 1 OF 1